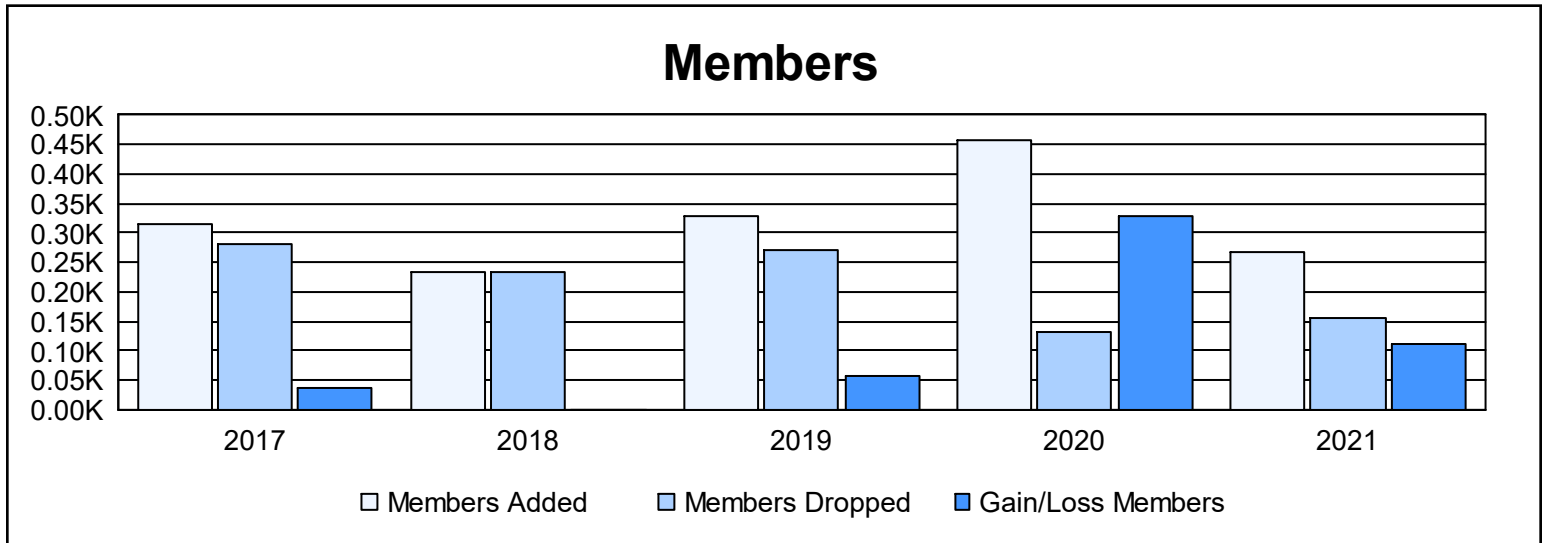
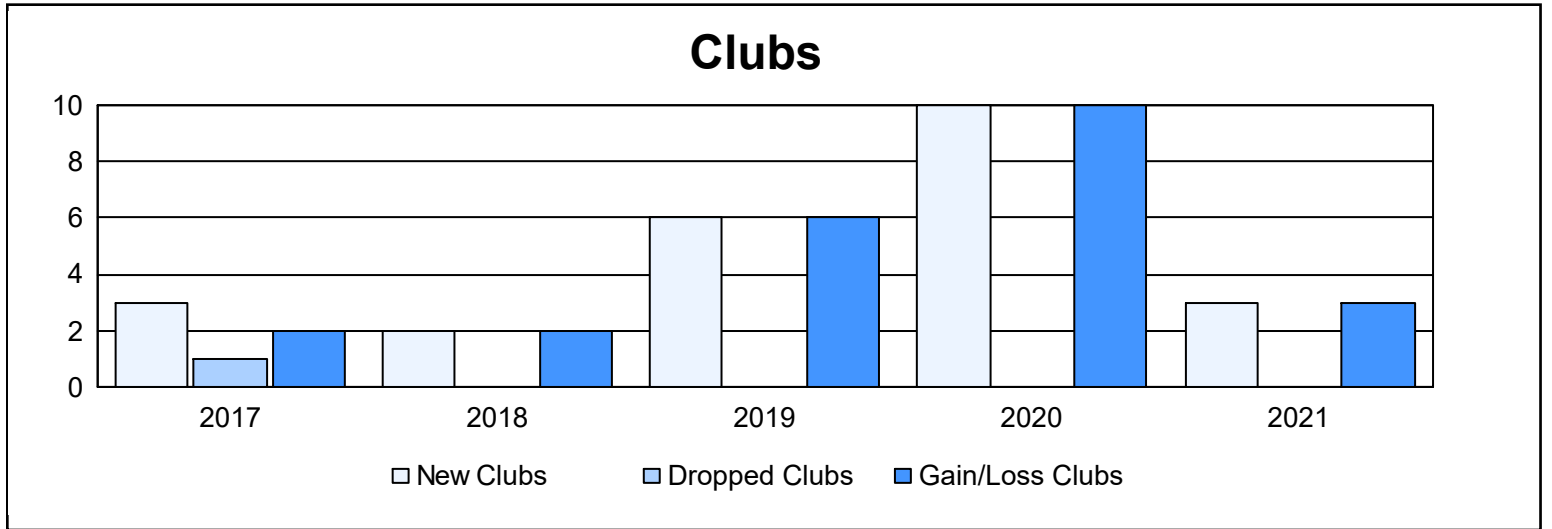
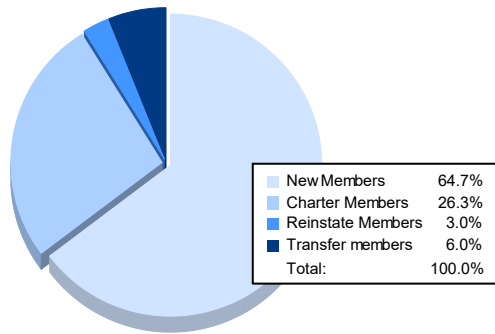


Year	New Clubs	Dropped Clubs	Gain/ Loss Clubs	New Members	Charter Members	Reinstate Members	Transfer Members	Total Member Added	Total Members Dropped	Gain/ Loss Members
2016-2017	3	1	2	214	78	9	15	316	280	36
2017-2018	2	0	2	143	70	15	5	233	232	1
2018-2019	6	0	6	153	160	5	10	328	270	58
2019-2020	10	0	10	209	229	3	18	459	132	327
2020-2021	3	0	3	172	70	8	16	266	156	110
<b>Average</b>	<b>5</b>	<b>0</b>	<b>5</b>	<b>178</b>	<b>121</b>	<b>8</b>	<b>13</b>	<b>320</b>	<b>214</b>	<b>106</b>



### Membership Composition June 2021 Cumulative



### Gender Composition June 2021 Cumulative

